

Figure 1: Bid Distributions in Western Tracts

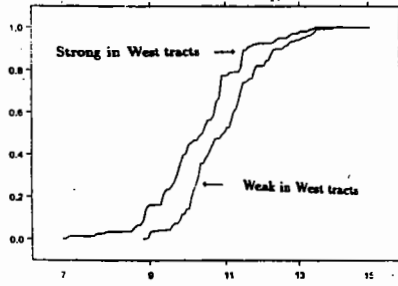


Figure 5: Cost Densities in Western Tracts

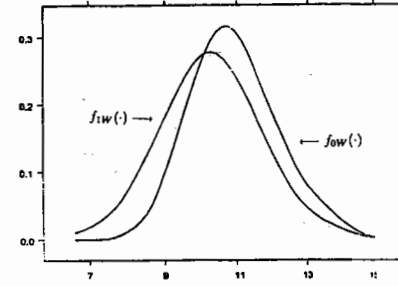


Figure 2: Bid Distributions in Eastern Tracts

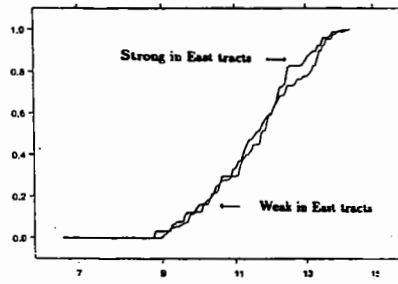


Figure 6: Cost Densities in Eastern Tracts

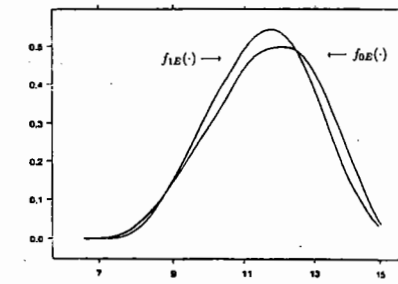


Figure 3: Equilibrium Strategies on Western Tracts

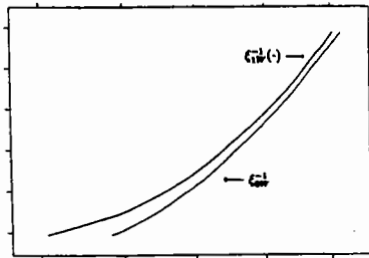


Figure 4: Equilibrium Strategies on Eastern Tracts

